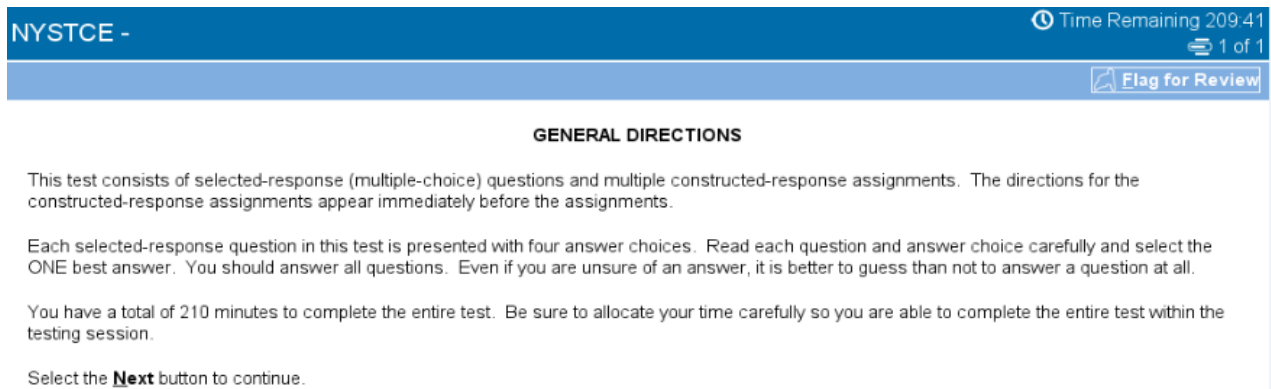


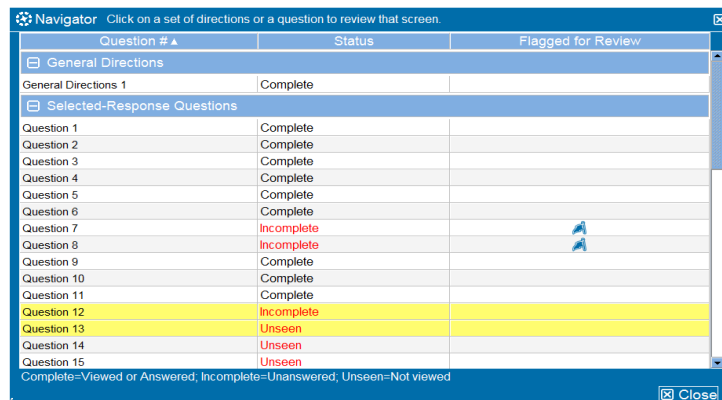
NYSTCE CBT Test Features

Several features are in place in the CBT environment designed to help candidates navigate through the test. Some of these features are outlined below:

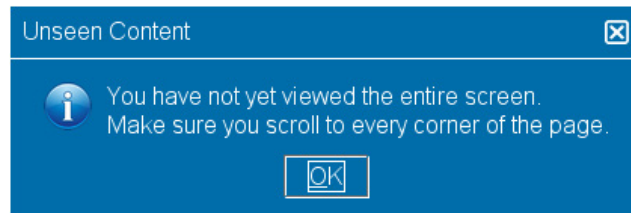
- A tutorial prior to the test describes how to navigate the testing environment
- “General Directions” page indicates how much time is allocated for the whole test. The following notifications appear in the upper right-hand corner of the screen throughout the duration of testing session:
 - “Time remaining” warning
 - Item count (number of current item, out of total number of items)
 - “Flag for review” button (allows candidates to flag items for future review)



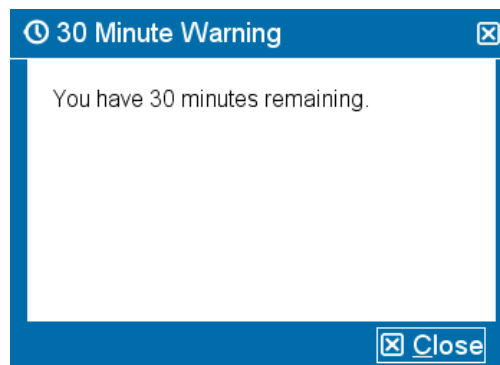
- The following buttons appear at the bottom of the screen:
 - “Previous”
 - “Next”
 - “Navigator”
- By clicking on “Navigator”, the candidates are able to see questions that are complete, incomplete, unseen, and flagged for review.



- In the event that a candidate moves to the next page without scrolling through the entire text on one page (and thus missing some of the information), the following warning pop-up window appears:



- Thirty minutes prior to the end of the test, a 30 minute warning appears on the screen:



- If a candidate is attempting to end the test without completing all the questions, the following warning message appears twice. A candidate has to confirm their decision twice before exiting the test.

